

# Research Report of the Creative Inspiration of Oil Painting Landscape in Northwest China

Jiang Qi Ph.D.<sup>1,2</sup>

<sup>1</sup> Udon Thani Rajabhat University, Udon Thani, Thailand

<sup>2</sup> Academy of Fine Arts, Ningxia Normal University, Ningxia, China

Correspondence: Jiang Qi Ph.D., Udon Thani Rajabhat University, Udon Thani, Thailand; Academy of Fine Arts, Ningxia Normal University, Ningxia, China.

doi:10.56397/AS.2024.06.02

## Abstract

The landscape has regional characteristics, rich landform changes and distinct seasons, which provides a good inspiration for artistic creation. This study collects and collates landscape materials through field investigation; the system analysis method is used to study the creative drawing process and artistic characteristics of oil painting landscape in Northwest China. Summarize the importance and flexibility of creative inspiration. The study found that creative inspiration is flexible and diverse, fleeting, and requires the artist's keen insight to capture. This study provides theoretical support for further research on the inspiration of oil painting character creation.

**Keywords:** Northwest China, oil painting landscape, creative inspiration

## 1. Introduction

The inspiration of artistic creation is the soul of a work. Every artist is very concerned about the exploration of creative inspiration. Each piece of work reflects the artist's unique aesthetic connotation, and carries the artist's unique artistic emotion.

Can accurately capture the creative inspiration, in order to further artistic creation. Only by flexibly discovering and extracting the source of creative inspiration can we accurately grasp the creative inspiration of specific environmental characteristics, and oil painting creation can have a higher level and vitality.

### 1.1 Research Methods

- 1) On-the-spot investigation method, collect landscape materials or draw oil painting manuscripts.
- 2) System analysis method and the combination of theory and painting creation method, the creation of the use of software layered processing, analysis of the composition of the picture elements and the overall relationship.
- 3) Summarize the characteristics of creative inspiration and the scientific methods of landscape oil painting creation.

### 1.2 Research Process

This study selected two representative attractions for painting and creation. They represent landscape images of different seasons and different lights. This study mainly uses realistic painting techniques to describe the real face of Northwest China. (Niu Le, 2011, 03) Realistic oil painting landscape is not only a simple painting of the objective object, but to carry out systematic analysis and various attempts, in order to break through the original painting concept, to create a more ideal picture. (Chien Chung wei, 2014, 68-158)

(1) Deconstruct the picture, highlighting the abstract elements

In the face of the object to be depicted, we must first carry out abstract and rational analysis. In order to solve the various composition of the picture. This stage is to deconstruct and reorganize the material to be drawn, and draw the picture of the most basic abstract elements. The abstract picture is drawn from the most primitive painting forms such as: large, medium, small and points, lines, and areas as elements, and finally gradually refines the abstract perception, so as to achieve a picture with excellent overall effect. (Chien Chung wei, 2014, 86-158)

Pictures are abstract expression works specially trained for the needs of composition (Figure 1, Figure 2, Figure 3).



Figure 1. Area segmentation of medium gray tone and truncation of lines. Large area using blur treatment, small area is carefully delineated.

Note: From © Qi Jiang 6/4/2022



Figure 2. High contrast picture area segmentation and line of reality, truncation training. Large area using blur treatment, small area is carefully delineated.

Note: From © Qi Jiang 26/5/2022



Figure 3. High contrast picture area segmentation and line of reality, truncation training. Large area using blur treatment, small area is carefully delineated.

Note: From © Qi Jiang 10/5/2022

The image is centered on the visual focus area, and the point, line and area of the picture are analyzed abstractly. The abstract expression of the picture to do the following requirements.

First of all, we must highlight the overall relationship between tone, light and shade, virtual and real, and picture.

Secondly, there should be a point, line, area of long, short and large, small and so on the contrast relationship.

Finally, we should pay attention to the direction of the line and area, and at the same time break the too regular lines and area. The picture that satisfies the above several states has a detail and visual focus area, and the overall feeling of the picture is rich and overall, indicating the feasibility of abstract analysis.

## **2. Comprehensive Analysis of the Picture, Highlighting the Overall Relationship**

### *2.1 Analysis of Several Elements of Oil Painting*

On the basis of abstract analysis of the picture, the overall analysis of the oil painting landscape is carried out in the following order, including:

#### The content of the image

In the two works of research and creation, the content of the picture is selected according to the objective object of nature. Grasp the most ideal state to create inspiration. The accurate grasp of creative inspiration is also the ideal state of the perfect combination of inspiration and skills. Elements such as atmosphere and light are drawn in different images.

#### The shape of the object in the image

These two works are the use of realistic painting techniques to present the shape of the landscape. According to the characteristics of the landscape in northwest China painting creation. These two paintings choose different seasons, different places and different times. It mainly shows the light relationship in the picture. (Fei Xiaotong, 2004, 75)

The relationship between the size and location of the background and the object.

When each picture, background, object location and size are in the best state, the layout and sense of space is the most reasonable, the overall effect of the picture is also the best. The position of the object is biased or too large or too small, which may affect the overall spatial relationship and the overall relationship of the image.

#### Comprehensive sketch relationship

When creating these two parts, the sketch relationship will be designed based on the visual focus area of the image. In the visual focus area or increase the black and white contrast sketch in the visual center of the picture,

the focus of the picture is more prominent. The strongest part is the theme of the horizon or where the vision disappears. The layout of black, white and gray should also pay attention to the rhythm and tone arrangement of the picture, which cannot be handled equally. The farther away from the visual center of the image, the contrast of black, white and gray will be reduced accordingly, and the edge contrast of the object will also be weakened. All strong sketch contrasts appear in the visual center or focus area of the image, so the processing will give the image a clearer sketch relationship.

#### The overall color relationship

The painter used the following colors in his creation: titanium white, zinc white, earth yellow, medium yellow, orange red, ripe ochre, earth red, Van Dyke brown, bright red, group blue, cobalt blue, lake blue, olive green, light green, ivory black. Among them, the more used colors are: titanium white, group green, cooked ochre, earth red, ivory black, olive green. Before creating each work, the first thing to consider is the specific tone of the work. The color of each region should be strictly limited, and the same color should not appear randomly in the place that should not appear on the picture. The color purity and brightness of each region should be considered. Strong contrast image details always appear in the visual focus area. Gradually excessive around the picture, the color purity and color contrast away from the visual focus area will gradually weaken. All strong color comparisons exist in the visual center or focus area of the image, so the processing will make the image have a more harmonious color relationship.

#### The relationship between space and proportion

The relationship between space and proportion in creation is reflected in the following three states: narrow, depressed and compact open state, which can reduce the area ratio of the main object and produce a sense of space compression; comfortable, harmonious, relaxed state, the main body and the background area contrast between 30% - 50%, strong, expansion, tension; the subject is larger than the background area, giving the subject the feeling of filling the whole space. In these works, the landscape pursues harmony and beautiful inspiration. Researchers adopt the second state, and the creation of portraits generally adopts the proportional relationship of the third state.

#### The composition of the picture

The composition of the picture is arranged by using the common aesthetic composition rule. When arranging the composition of the picture, in order to make the composition of the picture more reasonable, the creator will use the golden ratio of  $1/3$ ,  $3/5$  and  $5/8$  and so on.

The composition of the picture is arranged flexibly with various composition. When arranging the composition of the picture, in order to make the composition of the picture more reasonable, the creator will arrange the main object or horizon of the picture in the golden section of  $1/3$ ,  $3/5$  and  $5/8$  of the picture. In the first picture, I arranged the horizon, the left contour of the tree is  $3/5$  of the right side of the dividing line; in the second picture, the horizontal plane is  $1/3$  of the figure, and the spot range of the sunset is  $3/5$  of the gold part.

### *2.2 Techniques and Methods of Picture Analysis*

After accurately capturing the inspiration of creation, in order to objectively show the landscape characteristics of northwest China. At this stage, I will use realistic oil painting techniques to create pictures. It is worth mentioning that during the whole creation process, turpentine was not used for painting, and only a small amount of turpentine was used in the initial stage of the draft. Because turpentine is a diluent, it will make the color of turpentine unstable and change the color of the picture. The proper use of flaxseed oil, poppy oil, cover dye agent and other relatively stable medium agent is of great help to the preservation of the picture. The canvas is mainly used on linen. Hazelnut pens are used, while nylon pens are only used to lay large areas of color gamut or objects. (Kong wei, 2019, 19)

The order of analysis of the two works is as follows: the overall relationship of the figure; sketch of the picture and the shape of the object; the balanced layout of the figure and the balanced shape of the object; the relationship between the sky or background and the area and space of the map; the direction of force transmission or the direction of shape pointing; the overall analysis of the overall relationship between composition, shape, color, space and light.

### *2.3 Works Hierarchical Processing and Analysis*

Work one: Noon field (Figure 4).

Portfolio Size: 30 x 40 cm.

Technique, Material: Oil on canvas

The work was created in: Ningxia Province in Northwest China

Currently at: Ningxia Normal University

**Creative Styles:** It is mainly a rural scene in Ningxia, northwest China. At noon, the sun is very strong, the color is very clear, and the outline of the object is very clear. The picture focuses on the simple color atmosphere.



Figure 4. Noon field

Note: From © Qi Jiang 24/11/2022

**Visual analysis summary:**

This is a photo of a village in Ningxia, northwest China. In summer, it is relatively dry, the sun is very strong, the outline of things is also very clear, so it is mainly to show the color atmosphere of the picture. In this painting, 3 / 5 of the gold is placed on the horizon and the tree on the right. Display the level of the tree in the picture space. The figure depicts elements such as composition, color, and space (Figure 5).



Figure 5. Analysis of detail

Note: From © Qi Jiang 24/6/2023

This is a picture of a strong sun at noon in summer. I use blue sky, trees, ground shape, area, color, point, line and area elements to reflect the beauty of the landscape. I chose this landscape because it is representative of the place. It can explain the climate and weather characteristics of the place. The whole picture mainly uses the color expression of the cold color system to express the feeling of lush plants. As plants flourish in summer, the canopy will appear denser and the shape will be more coherent. The dark color of trees is more holistic and concise, and the region should pay attention to the comparison of large, medium and small. The trunk and

branches should also pay attention to the comparison of long and short. The picture will become different and rhythmic (Figure 6).




Figure 6. Analysis of shape linear

Note: From © Qi Jiang 24/6/2023

Using lines to summarize and refine the shape of the picture, through this part to test whether the structure of the picture is rigorous, and can highlight the structure of the picture. The structure on the ground should also be analyzed by lines so that the image does not appear monotonous. The boundaries of various things in the painting should be clearly expressed. For example, small walls, houses, and clouds should be changed, the shape cannot be completely repeated, and the richness of the work should be expressed through small details (Figure 7).




Figure 7. Analysis of subject matter

Note: From © Qi Jiang 24/6/2023

The picture distinguishes the different shapes of the picture. Trees and ground should be reflected as balanced elements in the picture. This is also the most densely changed part of the picture and the key to checking the shape of the picture. In this process, the shape, size, and edge lines will be richly depicted (Figure 8).






Figure 8. Picture background analysis

Note: From © Qi Jiang 24/6/2023

The conflict of the sense of direction reflected by different shapes and regions in the picture makes the sense of space in the whole picture more obvious, the rhythm in the picture more intense, and the background will appear more relaxed (Figure 9).




Figure 9. Direction analysis of the shape

Note: From © Qi Jiang 24/6/2023

Using the principles of visual elements and artistic composition to create the relationship between the main and secondary parts of the image. According to the international art composition method, the unity, balance, strength, harmony and conflict of the work, the depth image solution is developed by using the dark image technology (Sfumato) to make the background soft and light. In addition, the problem of depth and depth distance is solved by using the principle of aerial view (aerial perspective). It makes the image appear to have a sense of space, while the color of the distance is reduced. This will depend on factors such as humidity, color and light in the air (Figure 10).



Figure 10. Overall picture analysis

Note: From © Qi Jiang 24/6/2023

Work two: The scenery of the sunset (Figure 11).

Portfolio Size: 30 x 40 cm.

Technique, Material: Oil on canvas

The work was created in: Ningxia Province in Northwest China

Currently at: Ningxia Normal University

Creative Styles: This work depicts an evening scene in Gu yuan City, Ningxia Province. On the evening of early autumn, when the sun was about to set, the sky became beautiful, and the color on the ground became hazy and charming. The inspiration of this painting comes from the rich and changing colors of the sunset.



Figure 11. The scenery of the sunset

Note: From © Qi Jiang 20/8/2023

Visual analysis summary:

This picture analyzes the overall relationship of the picture. The landscape in the evening is very beautiful, and



the sky is very rich in color, which is more beautiful than the sky at other times. On the contrary, the color on the ground will become more concise, and other colors such as green will lose their original color under the influence of the sunset line, replacing the warm color, and the dark side will become deeper. The whole tone is more concise, unified, and very harmonious. The closer to the sunset, the more blurred the outline of the object will be. In order to pursue a more reasonable composition, when arranging the composition, the horizontal arrangement of the picture is arranged in the golden part of 3 / 5. In this picture, on the whole, the shape of the ground is very obvious, while the details of the sky are much more subtle (Figure 12).



Figure 12. Analysis of detail

Note: From © Qi Jiang 20/8/2023

This is a sketch in a well-analyzed and well-defined form in the picture. The shape of trees on the ground and the shape of some grasses are very clear, while other shapes look more blurred. These shape changes are analyzed in this figure (Figure 13).

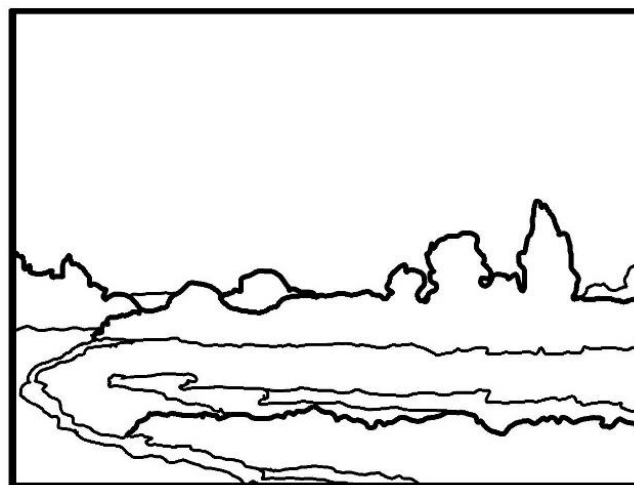


Figure 13. Analysis of shape linear

Note: From © Qi Jiang 20/8/2023

This image mainly analyzes the heavy color areas in the image. The sketch relationship in the picture is crucial for guiding the tone of the picture. A good sketch relationship will make the picture relationship more coordinated, and the thick color area in the picture will make the picture more balanced (Figure 14).



Figure 14. Analysis of subject matter

Note: From © Qi Jiang 20/8/2023

This image will analyze the area distribution of the image, and the segmentation of the image is an important means and method of spatial expression. The sky is rich in color, and the composition of the image will tend to the composition of the low horizon. Put the horizon in the lower third of the area, the space of the whole picture will be clear (Figure 15).



Figure 15. Picture background analysis

Note: From © Qi Jiang 20/8/2023

This picture mainly analyzes the trend and direction of the shape. The cloud in the sky is low in the middle and high on both sides. It gradually gathers towards the place where the sun sets in the middle, and the path on the ground also points to the sunset, echoing the direction of cloud movement. The shape on the ground will also change as the path moves. The whole direction breaks the silence of the picture and adds a moving element (Figure 16).




Figure 16. Direction analysis of the shape

Note: From © Qi Jiang 20/8/2023

Use the artistic composition and principles of visual elements to create the relationship between the president and the secondary parts of the image. According to the international art composition method, the unity, balance, strength, harmony and conflict of the work, the depth image solution is developed by using the dark image technology (Sfumato) to make the background soft and light. In addition, the problem of depth and depth distance is solved by using the principle of aerial view (aerial perspective). It makes the image look like it feels in the air, while the color in the distance decreases. This will depend on factors such as humidity, color and light in the air (Figure 17).



Figure 17. Overall picture analysis

Note: From © Qi Jiang 20/8/2023

### 3. Through Research, Summed up the Laws and Characteristics of Oil Painting Landscape Creation Inspiration

In the stage of drawing abstract pictures and analyzing works, you will be surprised to find some creative inspiration hidden in the form of painting; some creative inspiration is implicit in the form of composition; there is also a part of the content that the picture will depict itself.

#### 3.1 Through Artistic Practice and Theoretical Research, Oil Painting Inspiration Has the Following Characteristics

The inspiration of oil painting creation is difficult to be accurately defined. In the early stages of creation, each creative inspiration is not a single existence, and sometimes it is diverse. Even in the process of creation, the relevant materials will be rearranged according to the needs of the picture to confirm the original captured inspiration and generate new creative inspiration.

The inspiration of oil painting creation is very important. Whether a work is excellent or not depends largely on the creator's discovery and grasp of inspiration. In fact, it is also very difficult to find and grasp inspiration

flexibly and skillfully. Artists must have very subtle emotions, very keen insight and very rich painting experience in order to fully grasp the opportunity, the only way to create high-quality works of art.

The inspiration of oil painting creation is fleeting. With the slight change of time, light, angle, distance and other factors, the original very beautiful inspiration will lose its beauty and become mediocre and ordinary. When you find that the first time you look at it again, the time passes and the light changes, and this time the inspiration is the more beautiful possibility, but the more common probability is always high, often greater than the former. All these factors will directly affect the creator's grasp and capture of creative inspiration. For example, in a corner, the relationship between the scenery is very beautiful. On the other hand, it is not very touching. Therefore, it is very important to carefully discover the elements of beauty and quickly collect inspiration at the beginning of oil painting.

The inspiration of oil painting creation is based on the individual's current artistic aesthetic concept. A creator begins to engage in artistic creation, and a stage of each experience is indispensable and irreplaceable. Therefore, his experience of the concept of beauty at a certain stage is different. Sometimes in different periods of the same creative object will have different creative inspiration. Therefore, the inspiration captured by the creators will change with their own aesthetic ideas, which is unique and not constant.

Different artists will also feel different creative inspiration for the same creative object. When many artists face the same painting objects, they will mobilize each neuron to feel, experience and capture the most touching creative inspiration. Only such activities can prove the true meaning of creation that cannot be replicated, thus proving that inspiration is valuable and unique. (Zhao Jing, 2020, 15-17)

### 3.2 Elements to Note at Each Stage of the Oil Painting Creation Process

Through the study of abstract composition, work analysis and creative inspiration, combined with the characteristics of the northwest landscape, creative methods and techniques, phased, and gradually create paintings. The conceptual framework of oil painting creation is as follows (Figure 18):

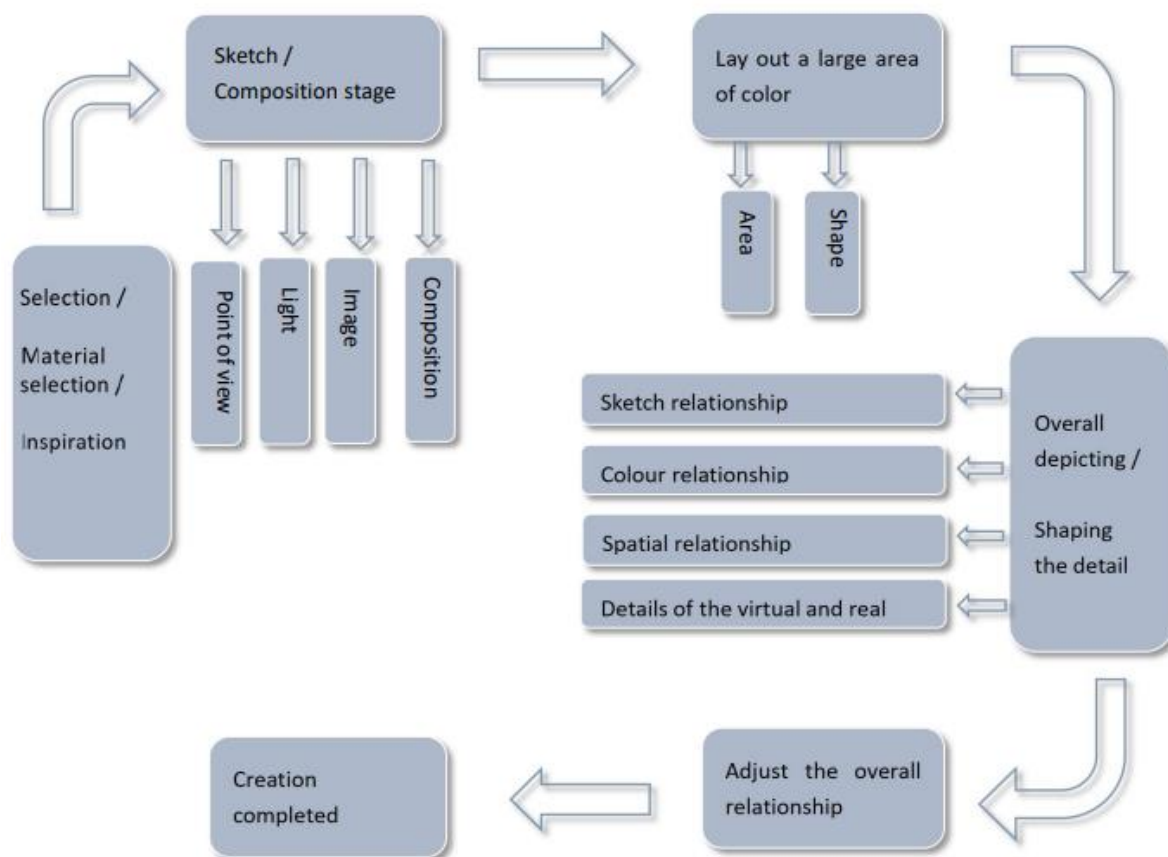


Figure 18. Schematic diagram of the creation stage, each stage has elements that focus on presentation and description

Note: From © Qi Jiang 10/9/2023

This picture divides the process of oil painting landscape creation into six links, among which the second, third and fourth links need to pay attention to several aspects of each part. In the process of creation, it is easier to grasp the inspiration of creation and the overall relationship of the picture by studying and creating according to the links in the picture.

#### **4. Conclusion**

Through in-depth practical investigation and work analysis, this study draws the following main research results and conclusions:

The abstract composition in the early stage of oil painting creation can help the creator to grasp the inspiration of creation accurately and comprehensively.

Only by comprehensively analyzing the picture can we better summarize the painting experience and flexibly combine the creative inspiration with the painting skills; The creative inspiration of oil painting shows flexibility, uncertainty, and sometimes even fleeting.

#### **5. Research Recommendations**

Because of the rich landforms in Northwest China, or because there is no more accurate climate observation, the choice of landscape angle or time is not typical enough.

The forms or techniques of abstract painting expression of the landscape can be diversified.

#### **References**

- Chien Chung wei, (2014). Chien Chung wei's Watercolor art, 86-158.
- Fei Xiaotong, (2004). "Local China". *From the Soil: The Foundations of Chinese Society*, (04), 75.
- Kong wei, (2019). An Exploration on the Regional Docking of Ethnic Minority Folk Art in Northwest China. *Guizhou Ethnic Studies*, 40(01), 19.
- Niu Le, (2011). "Contemporary transition from estrangement to identification with — Tibetan nationality and Tibetan theme oil painting creation", 03.
- Zhao Jing, (2020). Influence of regional factors on oil painting landscape creation. *Famous Masters*, (12), 15-17.

#### **Copyrights**

Copyright for this article is retained by the author(s), with first publication rights granted to the journal.

This is an open-access article distributed under the terms and conditions of the Creative Commons Attribution license (<http://creativecommons.org/licenses/by/4.0/>).